

# Industry Synopsis

Industry: 01205 Llama/Alpaca Producers

Assessable Earnings and Premiums - for Years: 2019 to 2024

Rate Year	Number of Employers with Assessable Earnings	Newly Opened Account	Total Assessable Earnings	Estimated Total Workers*	Net Premium**	Industry Rate
2019	1	0	\$46,992	1	\$1,396	\$2.97
2020	2	1	\$91,864	2	\$2,802	\$3.05
2021	1	0	\$6,996	0	\$213	\$3.05
2022	N/A	N/A	N/A	N/A	N/A	N/A
2023	N/A	N/A	N/A	N/A	N/A	N/A
2024 YTD	N/A	N/A	N/A	N/A	N/A	N/A

\* Estimated number of full time equivalent workers based on average industry wage

\*\* Net premium is premium paid by employers after pricing adjustments for experience rating plus Poor Performance Surcharge and PIR, where applicable

## Distribution of Accounts By Assessable Earnings (\$Thousands)

Rate Year	<= \$500,000		> \$500,000 and <= \$1 Million		> \$1 Million and <= \$5 Million		> \$5 Million and <= \$20 Million		> \$20 Million	
	Accts	Total Ase Earn	Accts	Total Ase Earn	Accts	Total Ase Earn	Accts	Total Ase Earn	Accts	Total Ase Earn
2019	N/A	N/A	N/A	N/A	N/A	N/A	N/A	N/A	N/A	N/A
2020	N/A	N/A	N/A	N/A	N/A	N/A	N/A	N/A	N/A	N/A
2021	N/A	N/A	N/A	N/A	N/A	N/A	N/A	N/A	N/A	N/A
2022	N/A	N/A	N/A	N/A	N/A	N/A	N/A	N/A	N/A	N/A
2023	N/A	N/A	N/A	N/A	N/A	N/A	N/A	N/A	N/A	N/A
2024 YTD	N/A	N/A	N/A	N/A	N/A	N/A	N/A	N/A	N/A	N/A

Note: The current year assessable earnings are based on estimates.

N/A columns indicate there are not enough employers available to display the information

- Claims are recorded based on the year of occurrence. For each occurrence year, transactions on claim costs and TTDs are based on a 15 month period. For example, for claims occurring in 2023, the transaction period would be from January 1, 2023 to March 31, 2024

- YTD is January to current month of the current calendar year

# Industry Synopsis

Industry: 01205 Llama/Alpaca Producers

Claim Costs - for Years: 2019 to 2024

Total Claims								
Accident Year	Number of Claims	Claim Costs	Number of LTCs	Total LTC Costs	TTD Days	Modified Work Ever Performed Claims	Medical Aid Claims	Disabling Injury Claims
2019	N/A	N/A	N/A	N/A	N/A	N/A	N/A	N/A
2020	N/A	N/A	N/A	N/A	N/A	N/A	N/A	N/A
2021	N/A	N/A	N/A	N/A	N/A	N/A	N/A	N/A
2022	N/A	N/A	N/A	N/A	N/A	N/A	N/A	N/A
2023	N/A	N/A	N/A	N/A	N/A	N/A	N/A	N/A
2024 YTD	N/A	N/A	N/A	N/A	N/A	N/A	N/A	N/A

Duration Bands - Total LTCs					
Accident Year	<= 8 Days	> 8 Days and <= 30 Days	> 30 Days and <= 60 Days	> 60 Days	Total Lost Time Claims
2019	N/A	N/A	N/A	N/A	N/A
2020	N/A	N/A	N/A	N/A	N/A
2021	N/A	N/A	N/A	N/A	N/A
2022	N/A	N/A	N/A	N/A	N/A
2023	N/A	N/A	N/A	N/A	N/A
2024 YTD	N/A	N/A	N/A	N/A	N/A

Total Claims Costs					
Accident Year	Compensation	Medical Aid	Rehabilitation	Economic Loss	Total
2019	N/A	N/A	N/A	N/A	N/A
2020	N/A	N/A	N/A	N/A	N/A
2021	N/A	N/A	N/A	N/A	N/A
2022	N/A	N/A	N/A	N/A	N/A
2023	N/A	N/A	N/A	N/A	N/A
2024 YTD	N/A	N/A	N/A	N/A	N/A

N/A columns indicate there are not enough employers available to display the information

- Claims are recorded based on the year of occurrence. For each occurrence year, transactions on claim costs and TTDs are based on a 15 month period. For example, for claims occurring in 2023, the transaction period would be from January 1, 2023 to March 31, 2024

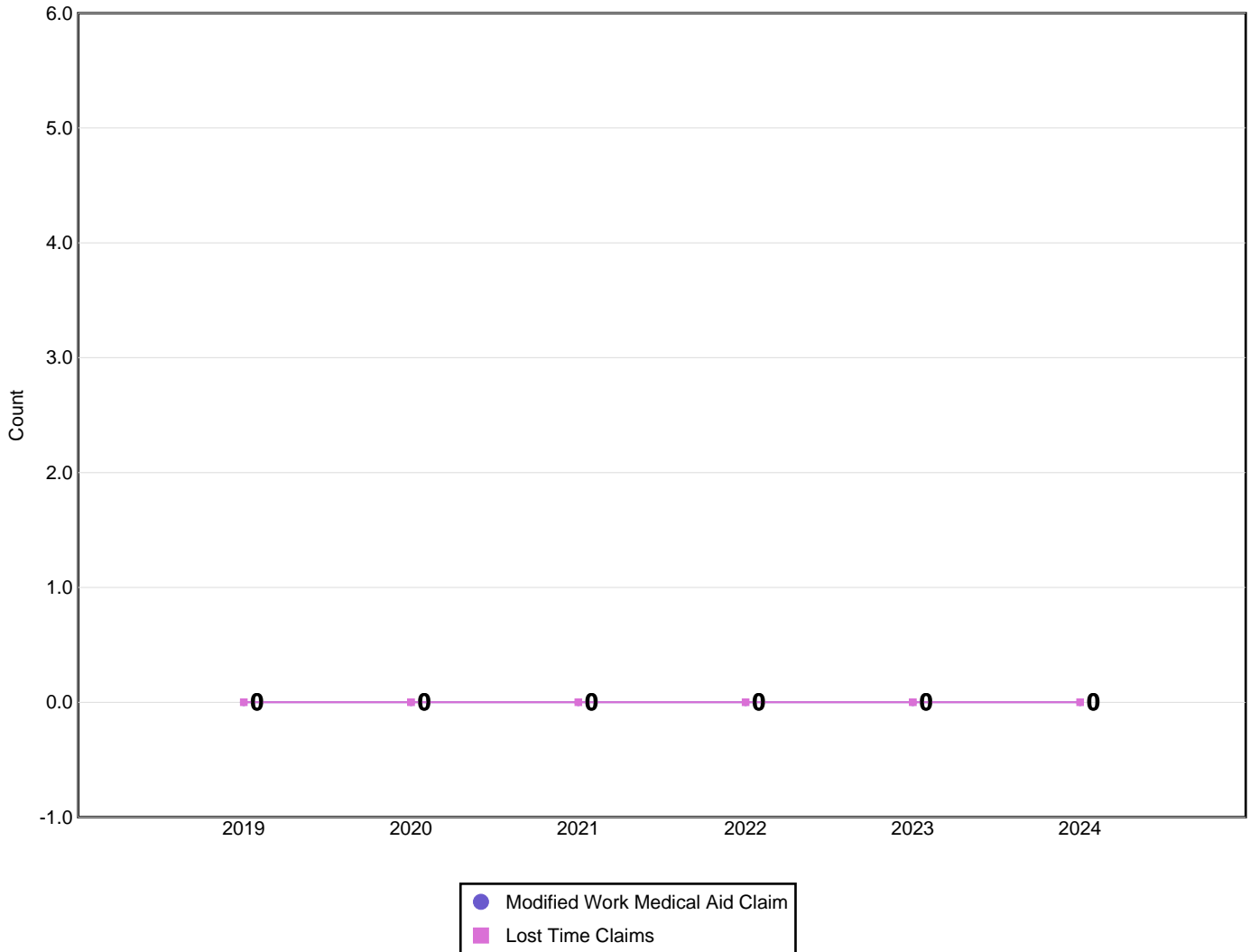
- YTD is January to current month of the current calendar year

# Industry Synopsis

Industry: 01205 Llama/Alpaca Producers

Claim Costs - for Years: 2019 to 2024

## Disabling Claims Components



Disabling Claims include Lost Time Claims or Medical Aid Claims with Modified Work

N/A columns indicate there are not enough employers available to display the information

- Claims are recorded based on the year of occurrence. For each occurrence year, transactions on claim costs and TTDs are based on a 15 month period. For example, for claims occurring in 2023, the transaction period would be from January 1, 2023 to March 31, 2024

- YTD is January to current month of the current calendar year


# Industry Synopsis

Industry: 01205 Llama/Alpaca Producers

Claim Costs - for Years: 2019 to 2024

## Frequency Rates

(Lost Time Claims per 100 Workers)




Frequency Rate	2019	2020	2021	2022	2023	2024 YTD
	0.00	0.00	0.00	N/A	N/A	N/A

Frequency Rate = (Total Lost Time Claims \* 100) / Person Years

Person Years = Total Assessable Earnings / (Avg Hourly Wage \* 2000 Hours)

## Severity Rates


(Temporary Total Disability Days per Lost Time Claim)



Severity Rate	2019	2020	2021	2022	2023	2024 YTD
	0.0	0.0	0.0	N/A	N/A	N/A

Severity Rate = Total TTDs / Total LTCs

## Average Cost Per LTC



Avg Cost / Claim	2019	2020	2021	2022	2023	2024 YTD
	\$0	\$0	\$0	N/A	N/A	N/A

Average Cost Per LTC = Total LTC Costs / Total LTCs

N/A columns indicate there are not enough employers available to display the information

- Claims are recorded based on the year of occurrence. For each occurrence year, transactions on claim costs and TTDs are based on a 15 month period. For example, for claims occurring in 2023, the transaction period would be from January 1, 2023 to March 31, 2024

- YTD is January to current month of the current calendar year


# Industry Synopsis

Industry: 01205 Llama/Alpaca Producers

Injured Worker's Age - for Years: 2019 to 2024

## Number of LTCs

(by age of injured worker and by occurrence year)




	Under 19	19 to 26	27 to 34	35 to 42	43 to 50	51 to 58	Over 58
2019	N/A	N/A	N/A	N/A	N/A	N/A	N/A
2020	N/A	N/A	N/A	N/A	N/A	N/A	N/A
2021	N/A	N/A	N/A	N/A	N/A	N/A	N/A
2022	N/A	N/A	N/A	N/A	N/A	N/A	N/A
2023	N/A	N/A	N/A	N/A	N/A	N/A	N/A
2024 YTD	N/A	N/A	N/A	N/A	N/A	N/A	N/A

## Average Severity of a Claim

Temporary Total Disability Days per Lost Time Claim

(by age of injured worker and by occurrence year)



	Under 19	19 to 26	27 to 34	35 to 42	43 to 50	51 to 58	Over 58
2019	N/A	N/A	N/A	N/A	N/A	N/A	N/A
2020	N/A	N/A	N/A	N/A	N/A	N/A	N/A
2021	N/A	N/A	N/A	N/A	N/A	N/A	N/A
2022	N/A	N/A	N/A	N/A	N/A	N/A	N/A
2023	N/A	N/A	N/A	N/A	N/A	N/A	N/A
2024 YTD	N/A	N/A	N/A	N/A	N/A	N/A	N/A

LTCs with no birthdate recorded are not included in band subtotals

N/A columns indicate there are not enough employers available to display the information

- Claims are recorded based on the year of occurrence. For each occurrence year, transactions on claim costs and TTDs are based on a 15 month period. For example, for claims occurring in 2023, the transaction period would be from January 1, 2023 to March 31, 2024

- YTD is January to current month of the current calendar year

# Industry Synopsis

Industry: 01205 Llama/Alpaca Producers

Top 5 Comparison - for Years: 2019 to 2024

## Type of Accident

Top 5 by Total LTCs

No records available for this section

Type of Accident	Total LTCs (2019 to date)	Percentage of LTCs	Average Duration	Total TTD	Average LTC Costs	Total LTC Costs
Totals		NaN	NaN		NaN	

## Part of Body

Top 5 by Total LTCs

No records available for this section

Part of Body	Total LTCs (2019 to date)	Percentage of LTCs	Average Duration	Total TTD	Average LTC Costs	Total LTC Costs
Totals		NaN	NaN		NaN	

N/A columns indicate there are not enough employers available to display the information

- Claims are recorded based on the year of occurrence. For each occurrence year, transactions on claim costs and TTDs are based on a 15 month period. For example, for claims occurring in 2023, the transaction period would be from January 1, 2023 to March 31, 2024

- YTD is January to current month of the current calendar year

# Industry Synopsis

Industry: 01205Llama/Alpaca Producers

Top 5 Comparison - for Years: 2019 to 2024

Nature of Injury
Top 5 by Total LTCs

No records available for this section

Nature of Injury	Total LTCs (2019 to date)	Percentage of LTCs	Average Duration	Total TTD	Average LTC Costs	Total LTC Costs
Totals		NaN	NaN		NaN	

N/A columns indicate there are not enough employers available to display the information

- Claims are recorded based on the year of occurrence. For each occurrence year, transactions on claim costs and TTDs are based on a 15 month period. For example, for claims occurring in 2023, the transaction period would be from January 1, 2023 to March 31, 2024

- YTD is January to current month of the current calendar year